

PALISADE FENCING GUIDE

Palisade is a style of fencing, which is now popular in steel around many industrial sites. Palisade is more secure than many other fencing systems so wherever security is priority palisade is used.


Why McArthur palisade?

McArthur Group has one of the premier manufacturing plants in the UK and is based adjacent to the galvanizing plant, which means that you can rely on speedy delivery. All materials are dispatched to site in component form for rapid assembly.



What type of palisade is needed?

McArthur palisade gives you a choice of pale sections in either traditional 'D' profile or 'W' profile. For security purposes both profiles are rolled in wider and thicker steel, giving additional strength. General purpose fencing is produced in a thinner profile making it ideal for economic security where a lower fence height is sought.



'D' Section

Comes in three thicknesses used for General Purpose, Security Purpose and High Security Purpose usage.




'W' Section

Comes in three thicknesses used for Light Duty, General Purpose and Security Purpose usage.

Which pale top to choose?


McArthur Group offer a wide choice of pale tops for either section. Select to suit your requirement from:




Rounded




Rounded & Notched



Square



Pointed




Triple Pointed



What finish to have?

All steel palisade products are generally supplied hot dip galvanized to BS729 to give long term weather resistance. Pales can also be supplied powder coated to your RAL colour specification.



Are matching gates required?

It is important that the gates should offer the same level of security as the surrounding fence. McArthur Group supply gates to match the fencing and not compromise security.



PALISADE FENCING GUIDE

What height & length of fencing is required?

The fence comes in heights ranging from 1.8m to 3.0m.

	Fence Height (mm)	Pale Profile Sections		Horizontal Rails Angle Section (mm)	Posts		Support feet per bay
		'D' (mm)	'W' (mm)		I P E Section	Length (mm)	
General Purpose	1800	3	Light Duty	40 x 40 x 6	98 x 55	2325	1
	2000	3		45 x 45 x 6	98 x 55	2592	2
	2100	3	45 x 45 x 6	98 x 55	2725	2	
	2400	3	45 x 45 x 6	98 x 55	3125	2	
	3000	3	Light Duty	50 x 50 x 6	98 x 55	3925	2

For Special Purpose Fencing contact you local McArthur Group for details

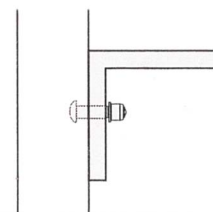
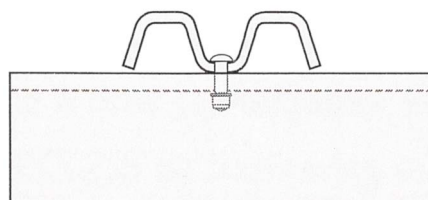
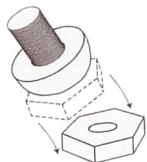
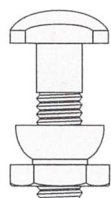
Which fixings are needed?

McArthur Group supply bags of fixings specific to the section of fencing you choose. which would include:

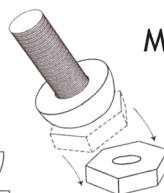
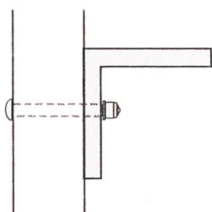
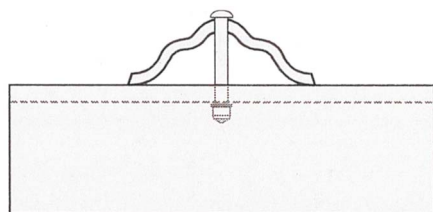
Fittings for 'W' section pales



M8 'T' head bolt with permacone snap-off tamper proof nut



Fittings for 'D' section pales



M8 saddlehead bolt with permacone snap-off tamper proof nut



Fixings for horizontal rails



M12 cup square bolt with permacone tamper proof nut

