



● Raised Mesh



Cat Code 16 01 A - E

Ref No.	Mesh Pitch (mm) LW	Mesh Pitch (mm) SW	Strand Width	Strand Thickness	Weight kg/m ²	Sheet Size LWD x SWD	Material Type
06-20	5.84	3.50	0.79	0.60	2.11	1250 x 1250	Mild Steel
30-95	30.48	11.72	1.98	1.60	4.24	2440 x 1220	Mild Steel
50-88	50.80	22.58	3.89	3.00	8.09	2440 x 1220	Mild Steel
50-89	50.80	22.58	3.12	3.00	6.52	2440 x 1220	Mild Steel
03-01A	3.00	1.81	0.28	0.30	0.25	610mm x 10000mm	Aluminium
10-51A	10.24	5.64	1.55	0.90	1.34	1250 x 1250	Aluminium

● Flattened Mesh



Cat Code 16 01 G - I

Ref No.	Mesh Aperture (mm) LW	Mesh Aperture (mm) SW	Strand Width	Strand Thickness	Weight kg/m ²	Sheet Size LWD x SWD	Material Type
30-79F	23-11	5.84	3.20	1.52	6.27	2440 x 1220	Mild Steel
30-80F	24.38	7.11	2.39	1.14	3.64	2440 x 1220	Mild Steel
38-84F	32.77	10.92	3.18	1.50	4.41	2440 x 1220	Mild Steel
50-73F	42.93	14.22	4.60	2.69	8.59	2440 x 1220	Mild Steel
50-74F	39.12	18.29	4.72	2.74	7.55	1220 x 2440	Mild Steel
50-76F	43.43	18.03	2.31	1.14	1.85	1250 x 2500	Mild Steel
38-85AF	35.05	11.94	2.34	1.14	0.87	1250 x 2500	Aluminium
30-76SF	25.00	8.00	1.98	1.09	2.93	2500 x 1250	Stainless 304

● Walkway Mesh




Cat Code 16 01 M - O

Ref No.	Mesh Pitch (mm) LW	Mesh Pitch (mm) SW	Strand Width	Strand Thickness	Weight kg/m ²	Sheet Size LWD x SWD	Material Type
38-76W	38.10	16.93	4.75	3.00	13.20	2440 x 1220	Mild Steel
38-78WRN	38.10	13.85	4.75	2.50	13.40	1220 x 1525	Mild Steel
60-96W	60.96	25.40	6.10	4.50	17.29	2440 x 1220	Mild Steel
12-96W	121.92	33.87	6.35	4.50	13.20	2440 x 1220	Mild Steel
12-99WR	121.92	35.85	9.53	6.00	24.98	1220 x 2440	Mild Steel
12-94W	121.92	38.10	13.00	6.00	32.00	2440 x 1220	Mild Steel

Flattened Mesh

Raised Mesh

Walkway Mesh



Alternative patterns available please contact your local branch

APPLICATIONS:

- Security
- Screens & Grilles
- Enclosures
- Venting Ducts
- Machine Guards
- Fencing & Partitioning
- Protection
- Platforms & Stair Treads
- Oven Racks
- Pallets & Storage Bins

Expanded Metal



&



Walkway Mesh

Comprehensive
Range
NOW
AVAILABLE

Branch Locations:

BIRMINGHAM
Tel: 0121 565 7100

ELGIN
Tel: 01343 548694

BRISTOL
Tel: 0117 9450500

HODDESDON
Tel: 01992 467111

COATBRIDGE
Tel: 01236 449266

LEEDS
Tel: 0113 2457557

DUBLIN
Tel: (00 353) 1 4505070

NEWCASTLE
Tel: 0191 236 5911

PLYMOUTH
Tel: 01752 339851

PRESTON
Tel: 01772 556042


RYE
Tel: 01424 882888

SOUTHAMPTON
Tel: 02380 616010


STAMFORD
Tel: 01780 762468

www.mcarthur-group.com

● **Raised Mesh**



● **Flattened Mesh**



● **Walkway Mesh**



Sizes & Specification
detail overleaf

- ✓ In Mild Steel / Stainless Steel / Aluminium.
- ✓ Various finishes available including Hot Dipped Galvanized & Polyester Powder Coated.
- ✓ Sheared to Size Service.